


Pump initiation boards



A new standard in initiation boards.

Pump initiation boards are designed for testing of sprinkler system pump initiation pressure switches in compliance with LPC sprinkler rules. Our standard boards include two pressure switches for each main pump (BS EN12845) and a single switch for the jockey pump. Each pressure switch can be isolated so its function and cut-in pressure can be verified during system servicing.

FEATURES

- Optional custom branding included on each board.
- 100% factory tested.
- Branded pressure gauges upon request.
- Printed aluminium composite back board.
- Instructions and video link for simplicity of testing.
- Compliant boards for BS EN12845, BS5306 & LPC sprinkler installations.
- Add your company logo and contact detail onto the board.
- Bespoke configurations available.
- Visible water drain as per requirements.

FREE OPTIONAL
BRANDING AND
CONTACT DETAILS
INCLUDED ON
EACH BOARD.

Technical specs

Type	BS EN12845 'double switch'
Board material	4mm aluminium composite
Board mounting	Unistrut
Pipework	Galvanised steel
Ball valves	Lockable type
Gauges	Glycerine filled with no loss connectors
Non-return valves	Spring loaded type
Test valves	Brass with control orifice
Pressure switches	Bailey & Mackey
Connections IN	Inlet unions, ½" (15mm) BSP
Drain connection OUT	1" (25mm)


TYPES

Our boards come in a wide range of options or bespoke configurations. Our standard board is a BS EN12845 compliant 'double switch' design up to 14 bar. We also supply 25 bar boards for installations that require higher pressures. We can also provide BS5306 compliant 'single switch' boards in various configurations.

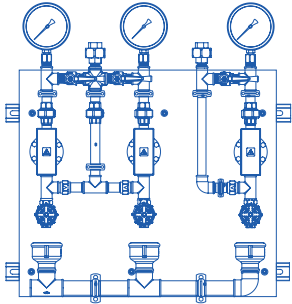
CODE COMPLIANCE & TESTING

Our boards are designed to meet the requirements of BS EN12845, BS5306 and LPC sprinkler rules.

OUR PUMP INITIATION BOARDS INCLUDE CLEAR INSTRUCTIONS AND A QR CODE TO A VIDEO FOR SIMPLICITY OF TESTING.



Board configurations



2-WAY (PIB-2)

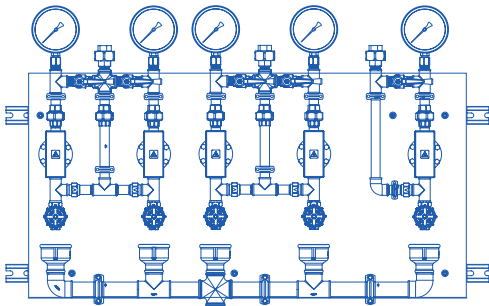
One pump and jockey pump

BS EN12845 'double switch'

Board size 590w x 520h/Overall 690w x 700h x 180d

14/25/40 bar

Optional custom branding



3-WAY (PIB-3)

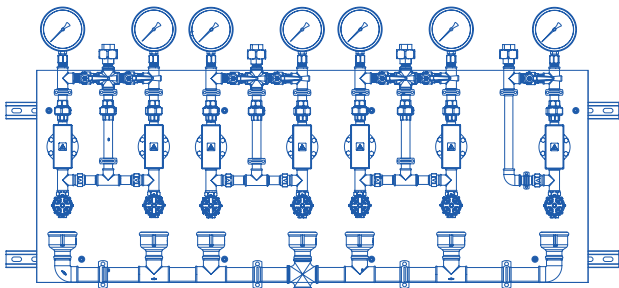
Two pumps and jockey pump

BS EN12845 'double switch'

Board size 1000w x 520h/Overall 1100w x 700h x 180d

14/25/40 bar

Optional custom branding



4-WAY (PIB-4)

Three pumps and jockey pump

BS EN12845 'double switch'

Board size 1350w x 520h/Overall 1450w x 700h x 180d

14/25/40 bar

Optional custom branding

OUR DESIGN TEAM IS HERE TO SUPPORT YOUR PROJECT. FOR A FULL LIST OF CONFIGURATIONS AND SPECIFICATIONS, PLEASE CONTACT US.

Designed and manufactured by Project Fire Products Ltd.

01889 271271
info@projectfire.co.uk
www.projectfire.co.uk

© Project Fire Products Ltd. 2020.